

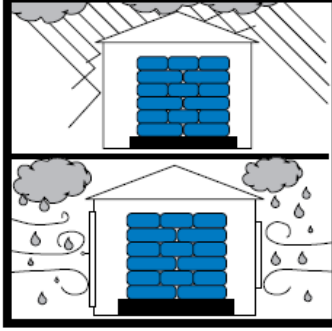
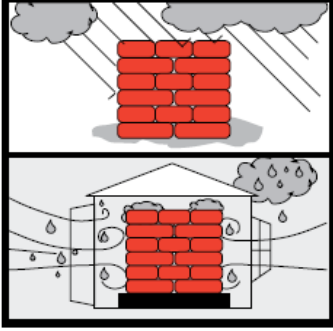
TORBALI ÇİMENTONUN DEPOLANMASI, NAKLİYESİ VE TAŞINMASI

Hazırlayan: İnş.Yük.Müh. Yasin ENGİN

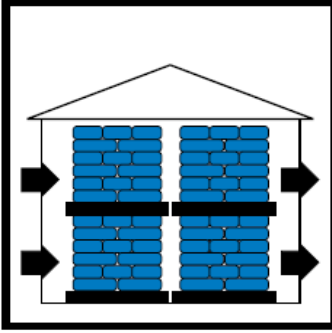
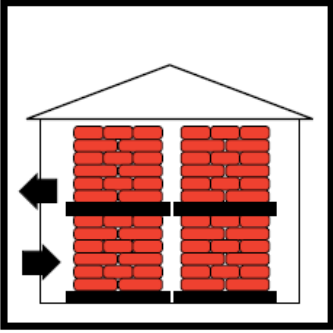
www.betonvecimento.com

Nisan, 2014

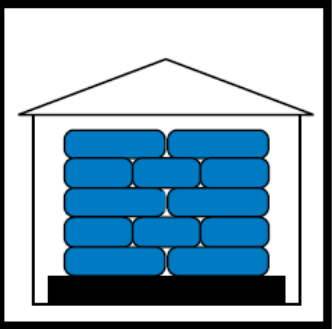
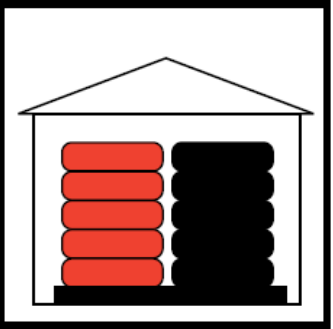
ÇİMENTONUN DEPOLANMASI



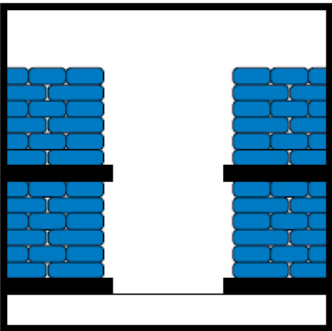
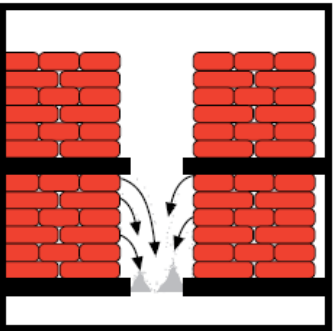
ÇİMENTO RUTUBETSİZ VE KAPALI BİR ORTAMDA ZEMİN İLE TEMAS ETMEYECEK ŞEKİLDE DEPOLANMALIDIR.



ÇİMENTO ÜRETİM TARİHİNDEN İTİBAREN 3 AY İÇERİSİNDE TÜKETİLMELİDİR. BU NEDELE "İLK GELEN İLK GİDER" PRENSİBİ İLE SÜRKÜLASYON YAPILMALIDIR.

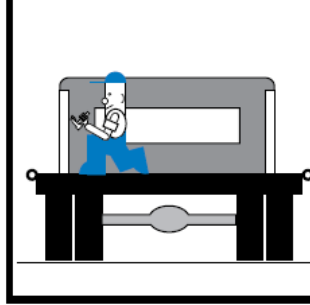
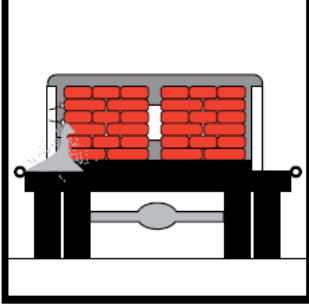


ÇİMENTO ALÇI, GÜBRE VE GIDA GİBİ ÜRÜNLERLE BERABER KESİNLİKLE DEPOLANMAMALIDIR.

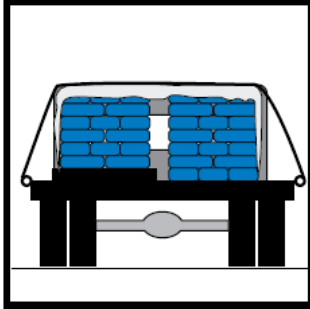



ÇİMENTO TORBALARI SIKIŞIK BİR ŞEKİLDE DİZİLMEMELİDİR. AKSİ TAKTİRDE TORBALAR HASAR GÖREBİLİR. TAŞIMAYA MÜSAİT ALAN BIRAKMAK GEREKMEKTEDİR.

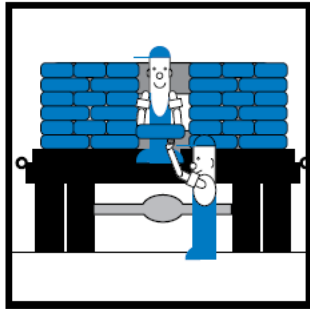
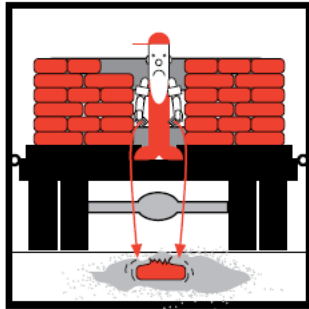
ÇİMENTONUN NAKLİYESİ



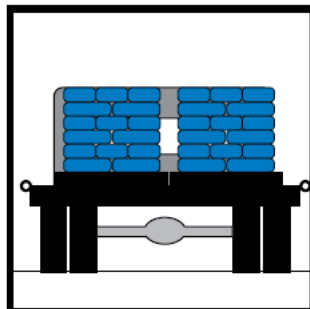

NAKLİYE YAPILACAK ARACIN KASASININ TEMİZ VE KURU OLMASINA, AYRICA YÜZEYDE TORBALARA ZARAR VERECEK CİSİMLERİN OLMAMASINA DİKKAT EDİLMELİDİR.



KAMYON KASASI TORBALARIN DIŞ ORTAMDAN TEMASINI KESECEK ŞEKİLDE KAPATILMALIDIR. TORBALAR ŞAŞIRTMALI VE DÜZGÜN OLARAK YÜKLENMELİDİR.

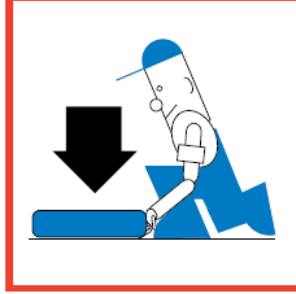
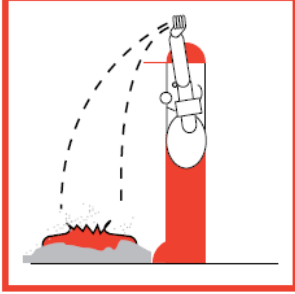


TORBALAR İNDİRİLİRKEN YERE ATILMAMALIDIR.

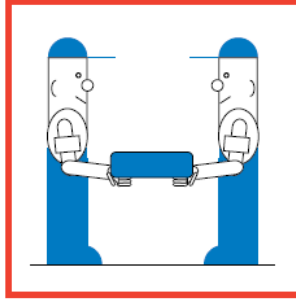
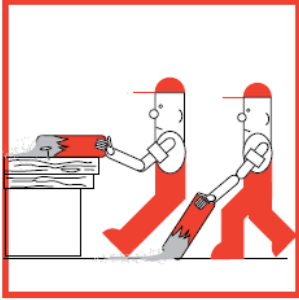


KAMYON AŞIRI YÜKLENMEMELİDİR.

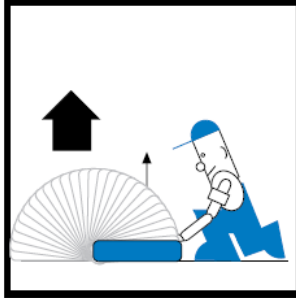
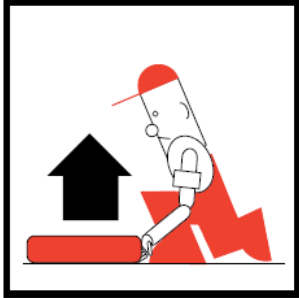
ÇİMENTONUN ELLE TAŞINMASI



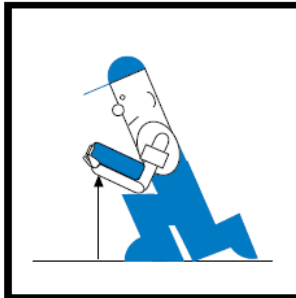
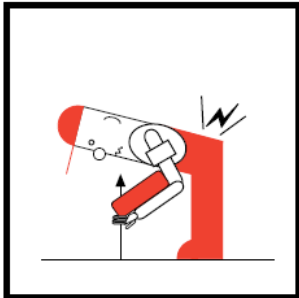
TORBALI ÇİMENTO SERT VE DESTEKSİZ BİR ŞEKİLDE TAŞINMAMALI VE YERLEŞTİRİLMEMELİDİR. KRAFT TORBA BU HAREKETLERLE HASAR GÖREBİLİR.



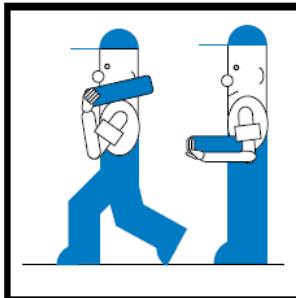
TORBALI ÇİMENTO YERDE SÜRÜLEREK TAŞINMAMALI VE EN ALT SIRADAKİ TORBALAR PALETİN KÖŞESİ İLE TEMAS ETTİRİLMEMELİDİR. TORBALAR DESTEKLİ ŞEKİLDE TAŞINMALIDIR.



TORBALI ÇİMENTO TAŞINMADAN ÖNCE TERS ÇEVİRİLEREK ÇİMENTONUN YIĞIŞMASI ZAYIFLATILMALIDIR. BU SAYEDE TORBANIN ALTI DA KONTROL EDİLMİŞ OLUR.

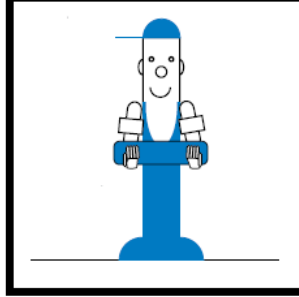



TORBALI ÇİMENTO TAŞINMASINDA İSG KURALLARINA UYULMALIDIR. BİLİNÇSİZ VE ACELEÇİ HAREKETLERDEN KAÇINILMALIDIR.


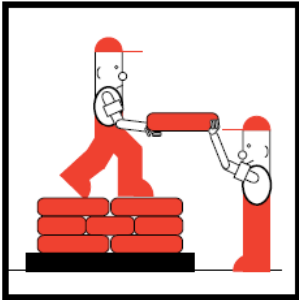


TORBALI ÇİMENTO BEL HİZASINDA YA DA OMUZ ÜSTÜNDE TAŞINMALIDIR. SIRT TAŞIMA YAPILMAMALIDIR.

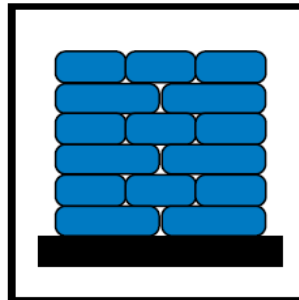
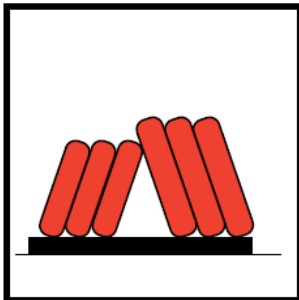
ÇİMENTONUN ELLE TAŞINMASI



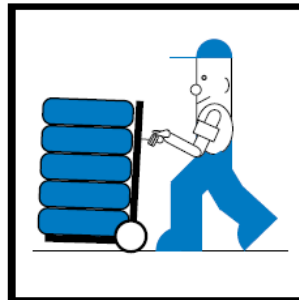

ÇİMENTO TORBASI UÇLARINDAN TAŞINMAMALIDIR. BU KOLLARA VE OMUZLARA AŞIRI YÜKLEME YAPACAĞI GİBİ TORBANIN ZARAR GÖRMESİNE NEDEN OLABİLİR. TORBA ALTTAN DESTEKLENMELİDİR.



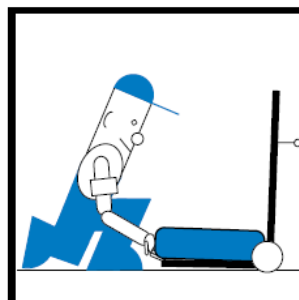
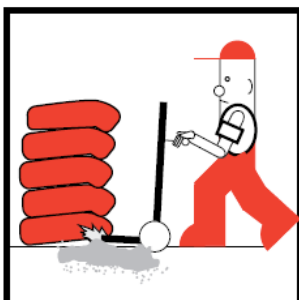
TORBALARIN ÜZERİNDE YÜRÜNMEMELİDİR.



TORBALI ÇİMENTO GENİŞ VE DÜZ YÜZEYİ ALTA GELECEK ŞEKİLDE DİZİLMELİDİR. DİKEY VE YAN YÜZEYLER ÜZERİNE DİZİLMEMELİDİR.

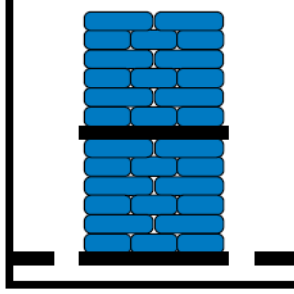
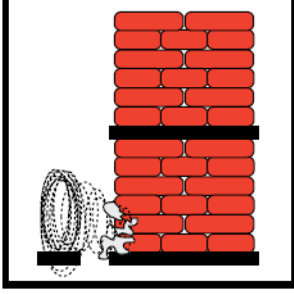


MANUEL BİR YÜK ARACIYLA ÇİMENTO TAŞINDIĞINDA TORBALARIN TAMAMEN DESTEKLENMESİNE DİKKAT EDİLMELİDİR.

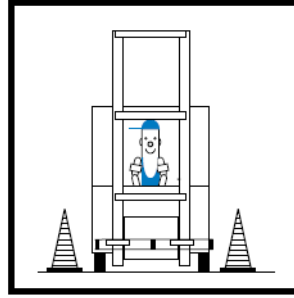



YÜKLEME ARACININ BIÇAKLARINI KULLANARAK TORBALI ÇİMENTO YÜZEYDEN KALDIRILARAK YÜKLENMEMELİDİR. TORBALAR TEKER TEKER YÜKLENMELİDİR.

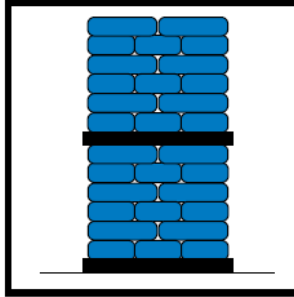
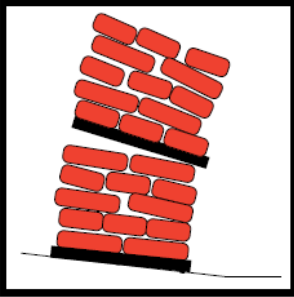
ÇİMENTONUN FORKLİFT İLE TAŞINMASI




ÇİMENTO TORBALARININ
ETRAFINDA ZARAR VERECEK
CİSİMLER YER ALMAMALIDIR.



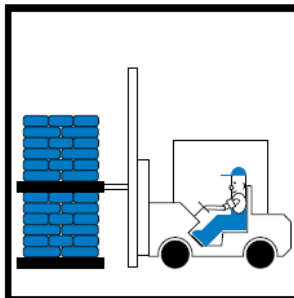
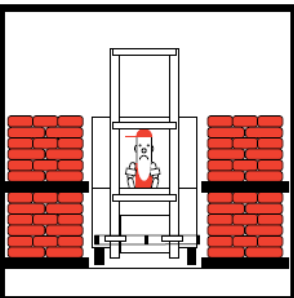
FORKLİFT, OPERATÖR BELGESİ
OLAN TECRÜBELİ PERSONEL
TARAFINDAN
KULLANILMALIDIR.



PALETLER DÜZGÜN SATIŞ
ÜZERİNE YERLEŞTİRİLMELİDİR.





TAŞIMA ESNASINDA FORKLİFT
BIÇAKLARI YERE PARALEL
OLMALIDIR.




AŞIRI YÜKLEMEDEN
KAÇINILMALIDIR. MANEVRA
YAPABİLMEME İMKAN VERECEK
ALAN SAĞLANMALIDIR.

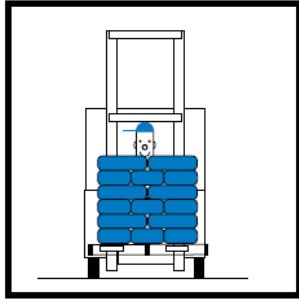
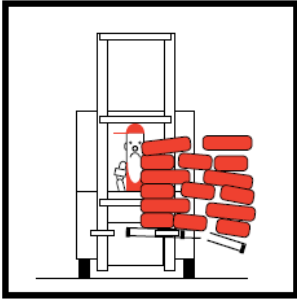
ÇİMENTONUN FORKLİFT İLE TAŞINMASI



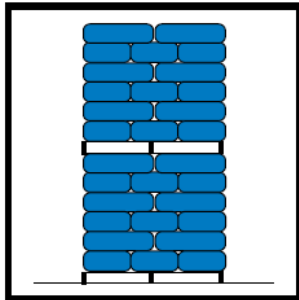
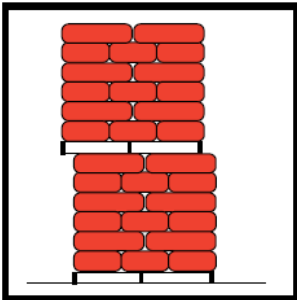
**PALETLERİN STABİL OLMASI
GEREKMEKTEDİR.**



**FORKLİFT BIÇAKLARI PALET
YÜKLEMESİ ESNASINDA
DİKKATLİCE
KONUMLANDIRILMALIDIR.**

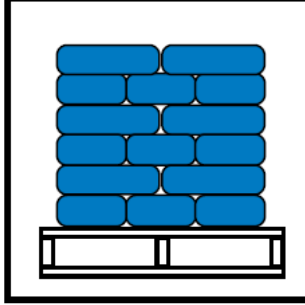



**FORKLİFT BIÇAKLARI PALETLERE
UYGUN BİR ŞEKİLDE
YERLEŞTİRİLMELİDİR.**

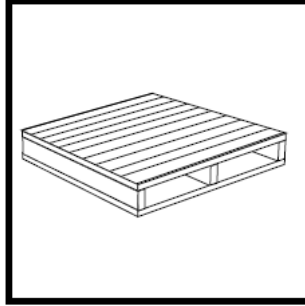
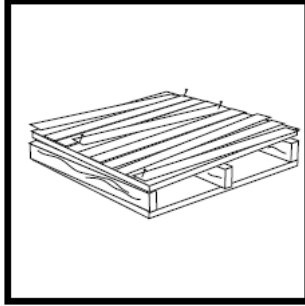


**PALETLER DÜZGÜN BİR ŞEKİLDE
ÜST ÜSTE YÜKLENMELİDİR.**

PALETLERİN KORUNMASI

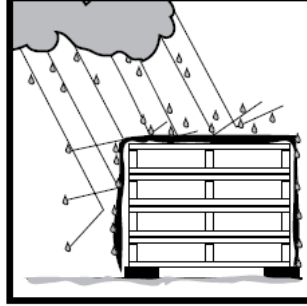
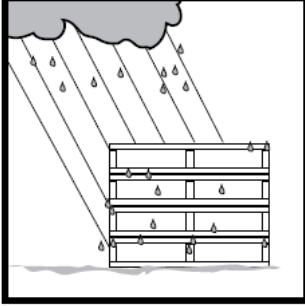


**HASAR GÖRMÜŞ PALETLERE
TORBA ÇİMENTO
YÜKLENMEMELİDİR.**




**HASAR GÖRMÜŞ PALETLER
KULLANILMAMALIDIR.**

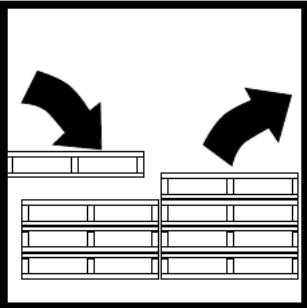

PALETLERİN KORUNMASI



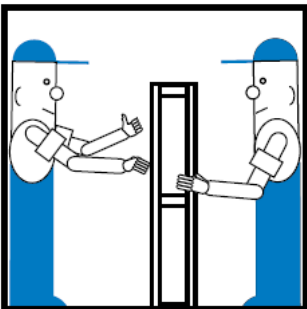

**PALETLER RUTUBETTEN
KORUNMALI VE MÜMKÜNSE
ZEMİN İLE TEMASI
ENGELLENMELİDİR.**



**ŞANTIYE ALANINDA FARKLI TİP
PALETLER KULLANILDIKTAN
SONRA AYRI ŞEKİLDE TASNİF
EDİLMELİDİR.**



**PALETLERİN TEKRAR
KULLANIMINA İMKAN VERMEK
İÇİN AZAMI ÖZEN
GÖSTERİLMELİDİR.**



**PALETLER FARKLI AMAÇLAR
İÇİN KULLANILMAMALIDIR.**